

Applications can only be accepted from current EA/EWA Members.
Return via post or e-mail to reception@equestrianwa.org.au.
Please fill in the form as accurately as you can, this includes ALL whorls, scars, markings and coat colouration. If there is no marking, please write Nil or None DO NOT LEAVE BLANK.

Office Use Only Received Stamp

Office Use Only	
Nominate Entered	
Scanned & Saved	
Papers Copied	
Comp Licence Emailed	
REGISTERED POST	
Bridle Number:	
Notes:	

HORSE REGISTRATION NUMBER

--	--	--	--	--	--	--	--	--	--

NAME OF HORSE

--	--	--	--	--	--	--	--	--	--	--	--	--	--	--	--	--	--	--	--	--

Primary Owner's Name Applications can only be accepted from current EA Members.

Member No.

--	--	--	--	--	--	--	--	--	--	--	--	--	--	--	--	--	--

--	--	--	--	--	--	--	--

Primary Owner's Address

--	--	--	--	--	--	--	--	--	--	--	--	--	--	--	--	--	--	--	--	--

Suburb

Post Code

--	--	--	--	--	--	--	--	--	--	--	--	--	--	--	--	--	--

--	--	--	--	--	--

Primary Owner's Email: _____ @ _____

Primary Owner's Mobile Phone:

Property PIC (Property Identification Code)

--	--	--	--	--	--	--	--	--	--	--	--

Number of the Property where the horse is located.
(If available)

--	--	--	--	--	--	--	--

The Below must be filled out by the Owner or Vet All Fields must be filled in if there is no marking please write NIL or None
Drawings of the horse are longer required please write all white markings and any other features that distinguish the horse accurately. Please include any relevant documentation you feel will help with description and name selection for example breed papers.
<i>MARKINGS: Please write neatly and clearly, if no marking please write NIL – Please see page 3 for descriptions of markings.</i>
HEAD:
NEAR FORE:
OFF FORE:
NEAR HIND:
OFF HIND:
OTHER MARKINGS: (WHORLS, SCAR, ANY OTHER DISTINGUISHING FEATURES)
BRAND NEAR SIDE: Brand description in writing for example Lazy D five six
BRAND OFFSIDE: Brand description in writing for example 25 over 2
SIRE:
DAM:
SIRE OF DAM:

Category	Transfer/Replacement Fee	Competition Licence	Amount
Replacement Certificate of Registration incl Transfer	\$78.00		\$
I am the current owner and require a HARD Copy with no transfer	\$30.00		\$
Dressage Licence	No hard copy issued	\$36.00	\$
Pony Dressage Licence	No hard copy issued	\$36.00	\$
Eventing Licence	No hard copy issued	\$36.00	\$
Jumping Licence	No hard copy issued	\$36.00	\$
Show Horse Licence	No hard copy issued	\$29.00	\$
Urgent Processing Fee (if required within than 3 working days)		\$50.00	\$
	Registered post if applicable - \$15.00		\$
	Total Amount		\$

PAYMENT DETAILS - EWA – reception@equestrianwa.org.au 303 Cathedral Ave, BRIGADOON WA 6069.

Type of Card: (circle)	Visa	MasterCard	Expiry Date: ____ / ____	Cvv: ____
Name on Card:	Signature:			
Card Number:				

STATUTORY DECLARATION

I, (full name) _____ EA Membership No: _____

Of (address) _____

(Occupation) _____ do solemnly and sincerely declare that:

I am the **current owner** of the horse, the Certificate of Registration has been lost/destroyed and I would like to apply to receive a new Registration Certificate.

I am the **new owner** of the horse, the Certificate of Registration has been lost/destroyed and I would like to apply to transfer the horse and receive a registration certificate and a new competition licence.

I hereby declare that the information provided in this statement is true and correct and I acknowledge that a false or misleading Statement may render me liable for disciplinary action at the discretion of the E.A.

Place your initials in the box beside State or Territory in which Statutory Declaration is being made.

	N.S.W. - And I make this solemn declaration conscientiously believing the same to be true and by virtue of the provisions of the <i>Oaths Act 1900</i> .
	VIC. - And I acknowledge that this declaration is true and correct, and I make it in the belief that a person making a false declaration is liable to the penalties of perjury.
	QLD. - And I make this solemn declaration conscientiously believing the same to be true and by virtue of the provisions of the <i>Oaths Act 1867</i>
	S.A. - And I make this solemn declaration conscientiously believing the same to be true and by virtue of the provisions of the <i>Oaths Act 1936</i>
	W.A. - And I make this solemn declaration by virtue of section 106 of the Evidence Act 1906.
	TAS - I make this solemn declaration under the <i>Oaths Act 2001</i> .
	N.T. - And I make this solemn declaration by virtue of the <i>Oaths Act</i> and conscientiously believing the statements contained in this declaration to be true in every particular. NOTE: A person wilfully making a false statement in a declaration is liable to a penalty of \$2,000 or imprisonment for 12 months, or both
	CTH/ACT - And I make this solemn declaration by virtue of the <i>Statutory Declarations Act 1959</i> Statutory declarations, conscientiously believing the statements contained in this declaration to be true in every particular

Declared at _____ in the State/Territory of _____

This _____ day of _____ 20 _____

x _____ Signature of person making this declaration [to be signed in front of an **authorised witness**]

(Statutory Declaration Signatory List is available at www.ag.gov.au)

Before me x _____ Signature of authorised witness/person before the declaration is made

Name of Witness/person: _____ Before whom the declaration is made

Address: _____ Post Code _____

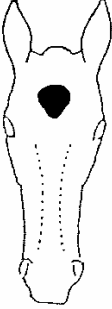
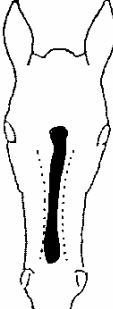
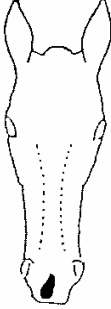
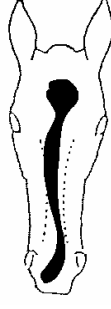

Title or Qualification of Witness/person: _____ Before whom the declaration is made.

Markings

White markings, whorls and scars are the only markings to be recorded on EA registration certificates (plus brands/microchip details).

Black markings i.e. the black legs of a bay horse do not count as identifying markings.

White Head Markings: Here are some common examples and how you would describe them.

				
STAR Any white marking on forehead	STRIPE Narrow white marking running down nose	SNIP White marking in vicinity of nostrils	STAR, STRIPE & SNIP CONJOINED	BLAZE Wide white markings covering most of face.

White Leg Markings

EA Staff need to be very specific as to the location of white markings on the legs when describing them on the database. However, as there is limited spaces available in the database fields, abbreviations sometimes need to be used. Refer to the below guide as to standard practice.

NEAR FORE = N/F
PASTERN = P/TERN
CONJOINED = CONJ

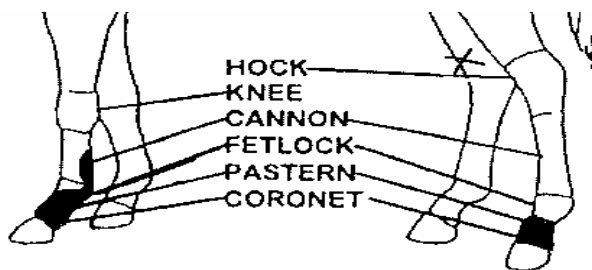
OFF FORE = O/F
FETLOCK = F/LOCK

NEAR HIND = N/H
CANNON = C/NON

OFF HIND = O/H
KNEE = KNEE

CORONET=C/NET
HOCK=HOCK

White leg markings must be shown as they appear when viewed from both sides of the horse. If a white marking extends right around the leg so as to be visible from both sides it must be drawn on both near side and off side diagrams.



Here is an example of how you would describe the white markings and a scar on the diagram at the left.

NEARFORE: White to fetlock, extending higher behind to cannon

NEAR HIND: White to pastern

OFF HIND: Scar above hock on inside of leg

Other Markings - Scars

The position of scars, accidental or otherwise **MUST be marked** on the diagrams using an 'x'.

Other Markings - Whorls

The position of whorls **MUST be marked** on the diagrams using an 'O'.

Pinto, Paint & Appaloosa Horses.-

Members who submit an application to register a horse with excessive markings i.e. pinto, paint or appaloosa, **must include 3 clear photographs (by two sets)** with the application taken of the front of the horse (showing its head and front leg markings) and from the near side and off side. EA Office staff will then staple one set of photos to the registration certificate and one set to the original application. An EA stamp will be placed on the back of the photos that are stapled to the registration certificate to ensure that they are never altered.

Brands - Note: All new Registrations from July 1 2008 must have a microchip implant before it can be accepted.






Branding (OPTIONAL except in WA) can either be freeze brand or hot brand and need only be on one side of the horse. It does not matter what the brand is. Brands are drawn onto the diagrams of the registration certificate as well as recorded in words. Some common description of brands use the words:

Conjoined = when two characters are touching **Over** = when one character sits over the other

Script = used to describe a cursive or fancy letter

Lazy = when a letter or number is on its side **Running** = used to describe a character that's slightly on its side (like *italic* text)

Here are some examples of brands and how you would describe them in words.

				
5 OVER 6	CAP OVER 3 DIAMONDS	J P CONJOINED	SCRIPT M	LAZY H